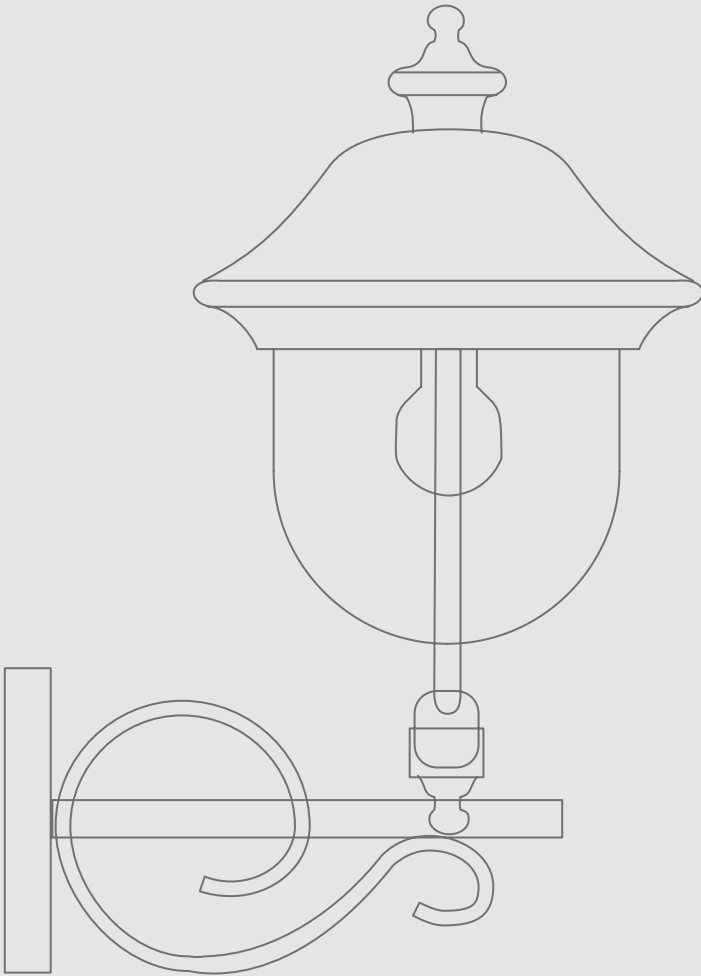


Romantica

design by Landa R&D



WALL LAMP

PENDANT

BOLLARD

POLE

EN The Romantica collection represents a refined fusion of classic elegance and modern details, designed to enrich outdoor environments with a touch of nostalgia. This series stands out for its versatility in design and functionality.

The lamps are made of EN47100 die-cast aluminium, known for its strength and durability, ideal for withstanding the outdoor elements for a long time. The polyester powder coating further protects each product, ensuring that the colour remains vivid and durable. You can choose between transparent diffusers, which project a bright, clear light, or opal diffusers, for a more diffuse and subtle lighting, allowing you to create the desired atmosphere in gardens, patios or along pathways.


Romantica comes not only in different forms - from elegant wall lamps that can be mounted to direct light upwards or downwards, to suspensions like jewels in the open air - but also offers bollards and poles in a range of styles and heights. This modularity allows the lighting to be customised to the specific needs of the landscape. Variants with aluminium or copper caps add a further degree of customisation, making each configuration unique.

IT La collezione Romantica rappresenta una fusione raffinata tra eleganza classica e dettagli moderni, pensata per arricchire ambienti esterni con un tocco di nostalgia. Questa serie si distingue per la sua versatilità nel design e nella funzionalità.

Le lampade sono costruite in alluminio pressofuso EN47100, noto per la sua resistenza e durata, ideali per resistere a lungo agli elementi esterni. La finitura in polvere poliestere protegge ulteriormente ogni prodotto, assicurando che il colore rimanga vivido e resistente nel tempo. È possibile scegliere tra diffusori trasparenti, che proiettano una luce chiara e brillante, o opalini, per un'illuminazione più diffusa e delicata, permettendo così di creare l'atmosfera desiderata in giardini, patio o lungo i sentieri.

Romantica si presenta non solo in forme diverse - dalle eleganti lampade da parete che possono essere montate per dirigere la luce verso l'alto o il basso, a sospensioni come gioielli all'aria aperta - ma offre anche bollard e pali in vari stili e altezze. Questa modularità permette di personalizzare l'illuminazione in base alle specifiche esigenze del paesaggio. Le varianti con cappelli in alluminio o rame aggiungono un ulteriore grado di personalizzazione, rendendo ogni configurazione unica.

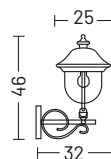
Romantica



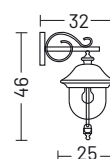
aluminium top



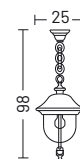
copper top



upwards wall lamp
cod. 00



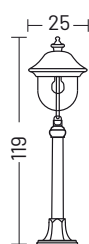
downwards wall lamp
cod. 01



pendant
cod. 02



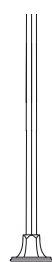
Bollard
cod. 33



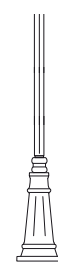
Bollard
cod. 44



1 light head



Pole
cod. PF4



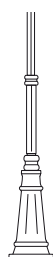
Pole
cod. PF7



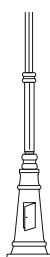
Pole
cod. PE7



Pole cod.
PF5/PF6



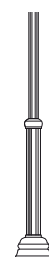
Pole cod.
PF8



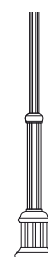
Pole cod.
PE8



Pole cod.
PR4



Pole cod.
PR5/PR6








Pole cod.
PR7

MATERIALS






Body	Die-cast aluminium EN47100
Diffuser	Transparent polycarbonate
Finishing	Polyester powder paint

ORDER CODE

WALL LAMP | PENDANT | BOLLARD

350	Finishing	G	Black	
		P	Black/Green	
		R	Black/Silver	
		S	Black/Copper	
		U	White	
	Installation	00	Upwards wall lamp	
		01	Downwards wall lamp	
		02	Pendant	
		33	Bollard h. 54 cm	
		44	Bollard h. 119 cm	
	Variant	.	Aluminium top	
		A	Copper top	
	Example	350 A 00 G		

POLE 1 LIGHT

350	Finishing	G	Black	
		P	Black/Green	
		R	Black/Silver	
		S	Black/Copper	
		U	White	
	Pole style	PF4	pole 1L h. 156 cm *	
		PF5	pole 1L h. 212 cm *	
		PF6	pole 1L h. 250 cm *	
		PF7	pole 1L h. 192 cm *	
		PF8	pole 1L h. 250 cm *	
		PE7	pole 1L h. 192 cm *	
		PE8	pole 1L h. 250 cm *	
	Variant	PR4	pole 1L h. 136 cm *	
		PR5	adjustable h. 126-191 cm *	
		PR6	adjustable h. 145-229 cm *	
Variant	.	Aluminium top		
	A	Copper top		
Example	350 A PF5 G			

ELECTRIFICATION


Bulb	Base type	Max wattage	Bulb dimension
	E27	25 W	Ø 6 x 15cm

AVAILABLE ACCESSORIES

Code	Description	Page
00APF6	Anchor bolt for poles PF4/PF5/PF6	177
00APF8	Anchor bolt for poles PF7/PF8/PE7/PE8	177
00APR6	Anchor bolt for poles PR5/PR6	177
00APR8	Anchor bolt for poles PR7/PR8	177
00108G	Corner bracket	176
0404M004	Single connection IP68	176
0404M003	Loop in loop out IP68	176

* post and head complete height

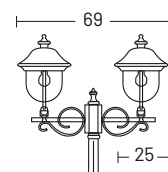
Romantica



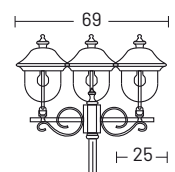
aluminium top



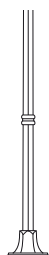
copper top



2 lights head
cod. T2



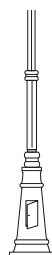
3 lights head
cod. T3



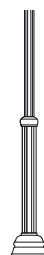
Pole cod.
PF6



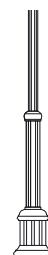
Pole cod.
PF8




Pole cod.
PE8



Pole cod.
PR6



Pole cod.
PR7



Pole cod.
PR8

MATERIALS

Body	Die-cast aluminium EN47100
Diffuser	Transparent polycarbonate
Finishing	Polyester powder paint

ORDER CODE

POLE 2 OR 3 LIGHTS

350		Finishing	G	Black	
			P	Black/Green	
			R	Black/Silver	
			S	Black/Copper	
			U	White	
	Lights	T2	2 lights		
		T3	3 lights		
	Pole style	PF6	pole h. 256 cm *		
		PF8	pole h. 256 cm *		
		PE8	pole h. 256 cm *		
		PR6	pole h. 151/235 cm *		
		PR7	pole h. 157/222 cm *		
		PR8	pole h. 187/252 cm *		
	Variant	.	Aluminium top		
		A	Copper top		
	Example	350 A PF6 T3 G			

ELECTRIFICATION


Bulb	Base type	Max wattage	Bulb dimension
	E27	LED 15 W	Ø 6 x 15cm

AVAILABLE ACCESSORIES


Code	Description	Page
00APF6	Anchor bolt for poles PF6	177
00APF8	Anchor bolt for poles PF8/PE8	177
00APR6	Anchor bolt for poles PR6	177
00APR8	Anchor bolt for poles PR7/PR8	177
0404M004	Single connection IP68	176
0404M003	Loop in loop out IP68	176

* post and head complete height

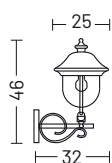
Romantica_1




aluminium top




copper top



upwards wall lamp
cod. 00



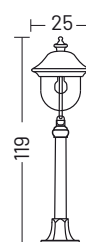
downwards wall lamp
cod. 01



pendant
cod. 02



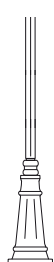
Bollard
cod. 33



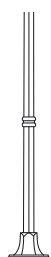
Bollard
cod. 44



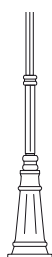
1 light head



Pole
cod. PF7



Pole cod.
PF4



Pole cod.
PF8








Pole cod.
PE8

MATERIALS






Body	Die-cast aluminium EN47100
Diffuser	Opal polycarbonate
Finishing	Polyester powder paint

ORDER CODE


WALL LAMP | PENDANT | BOLLARD

350 _ _ _ B _	Finishing	G	Black	
		P	Black/Green	
		R	Black/Silver	
		S	Black/Copper	
		U	White	
	Source lamp	E27		
		LH	LED	
	Installation	00	Upwards wall lamp	
		01	Downwards wall lamp	
		02	Pendant	
		33	Bollard h. 54 cm	
		44	Bollard h. 119 cm	
	Variant	.	Aluminium top	
A		Copper top		
Example	350 A 00 LH G			

POLE 1 LIGHT

350 _ _ _ B _	Finishing	G	Black	
		P	Black/Green	
		R	Black/Silver	
		S	Black/Copper	
		U	White	
	Source lamp	E27		
		LH	LED	
	Pole style	PF4	pole 1L h. 156 cm *	
		PF7	pole 1L h. 192 cm *	
		PF8	pole 1L h. 250 cm *	
		PE8	pole 1L h. 250 cm *	
		Variant	.	Single colour
		A	Copper top	
Example	350 A PF8 LH G			

ELECTRIFICATION

Bulb	Base type	Max wattage	Bulb dimension
	E27	LED 15 W	Ø 6 x 15cm
	LH	LED 12 W	3000 K 1100 lm Ra80

AVAILABLE ACCESSORIES


Code	Description	Page
00APF6	Anchor bolt for poles PF4	177
00APF8	Anchor bolt for poles PF7/PF8/PE8	177
00APR8	Anchor bolt for poles PR8	177
00108G	Corner bracket	176
0404M004	Single connection IP68	176
0404M003	Loop in loop out IP68	176

* post and head complete height

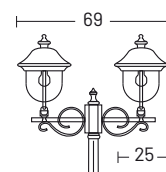
Romantica_1



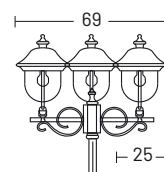
aluminium top



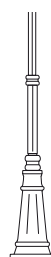
copper top



2 lights head
cod. T2



3 lights head
cod. T3



Pole cod.
PF8



Pole cod.
PE8








Pole cod.
PR8

MATERIALS



Body	Die-cast aluminium EN47100
Diffuser	Opal polycarbonate
Finishing	Polyester powder paint

ORDER CODE

POLE 2 OR 3 LIGHTS

350 - - - B -	Finishing	G	Black	
		P	Black/Green	
		R	Black/Silver	
		S	Black/Copper	
		U	White	
	Source lamp	E27		
		LH	LED	
	Lights	T2	2 lights	
		T3	3 lights	
	Pole style	PF8	pole h. 256 cm *	
		PE8	pole h. 256 cm *	
		PR8	pole h. 187/252 cm *	
	Variant	.	Aluminium top	
		A	Copper top	
	Example	350 A PF8 T3 LH G		

ELECTRIFICATION

Bulb	Base type	Max wattage	Bulb dimension
	E27	LED 15 W	Ø 6 x 15cm
	LH	LED 12 W	3000 K 1100 lm Ra80

AVAILABLE ACCESSORIES

Code	Description	Page
00APF8	Anchor bolt for poles PF8/PE8	177
00APR8	Anchor bolt for poles PR8	177
0404M004	Single connection IP68	176
0404M003	Loop in loop out IP68	176

* post and head complete height